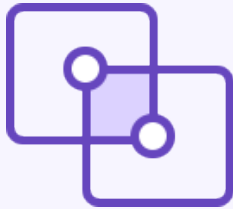


# Stereo-seq Transcriptome and Multiplex Immunofluorescence (mIF) Co-detection

## Unlock Spatially Resolved Multi-omics Information with High Precision

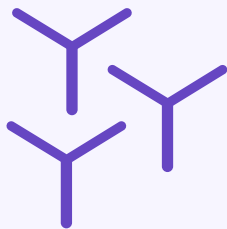
Stereo-seq transcriptomics mIF solution enables spatial visualization of multiple proteins on top of the unbiased whole transcriptome information on the same tissue slice. Without affecting mRNA capturing, the additional detected protein information can be integrated with gene expression data to in-depth evaluate valuable samples, and to parse complex pathological and physiological processes.

## Product Highlights



### RNA and protein information co-detection in a single experiment

Detect up to 4 proteins and unbiased high-resolution whole transcriptome spatial distributions in cells on the same fresh frozen sample



### Flexibility in choosing antibodies based on your research needs and project design



### Single-cell resolution results across different species



### User-friendly experience

Improved workflow and upgraded bioinformatic pipeline

## Gene Expression and Protein Cluster Demo Display

Stereo-seq mIF solution delivers high-resolution protein and transcriptome co-detection on different tissues.

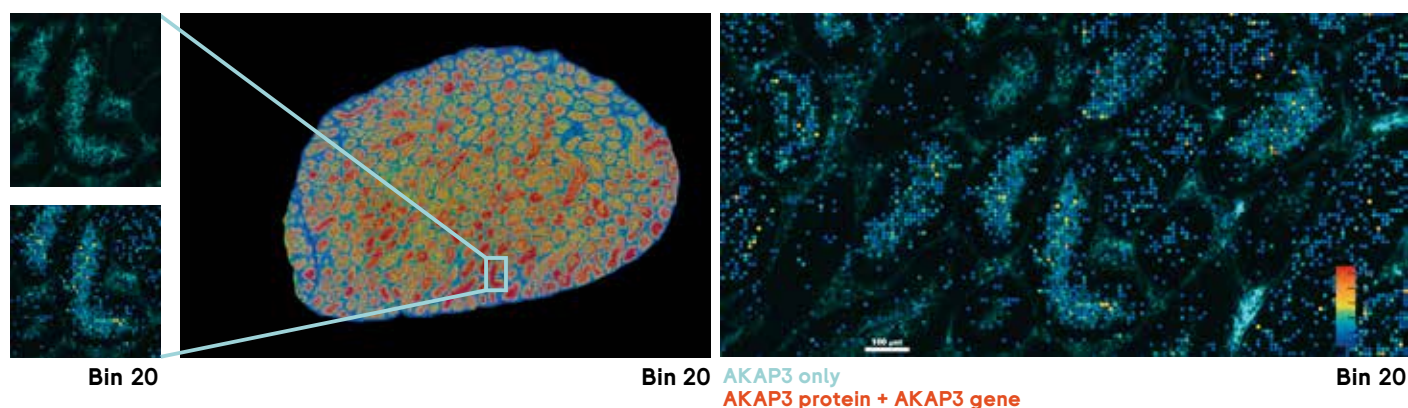


Fig 1. A mouse testis section was stained with anti-AKAP3 antibody and anti-TESK2 antibody and went through Stereo-seq Transcriptomics mIF workflow. Here, we demonstrate a zoomed-in region within the tissue with AKAP3 staining and co-localization of the AKAP3 gene at bin20 resolution (~10  $\mu$ m).



Fig 2. A. Individual fluorescence images of DAPI stained nuclei, anti-NeuN antibody staining and anti-SIM32 antibody staining of mouse brain and merged immunofluorescence images. B. Spatial gene expression heatmap of mouse brain at bin20 resolution (~10  $\mu$ m) after immunofluorescence assay in the same section.

## Product Reagents

Part Number	Product	Specification
<b>211SP11118</b>	<b>Stereo-seq Permeabilization Set for Chip-on-a-slide V1.1</b>	<b>8 RXN</b>
211KP11118	Stereo-seq Permeabilization Kit	8 RXN
210CP118	Stereo-seq Chip P Slide (1cm*1cm)	8 EA
1000033700	STOmics Accessory Kit	5 PCs
<b>211ST13114</b>	<b>Stereo-seq Transcriptomics Set for Chip-on-a-slide V1.3</b>	<b>4 RXN</b>
211KT13114	Stereo-seq Transcriptomics T Kit	4 RXN
210CT13114	Stereo-seq Chip T Slide (1cm*1cm)	4 EA
1000033700	STOmics Accessory Kit	5 PCs
111KL160	Stereo-seq 16 Barcode Library Preparation Kit	16 RXN
301AUX001	Stereo-seq PCR Adaptor	2 EA

User manuals and documentations <https://en.stomics.tech/resources/documents/list.html>

## Contact Us

\*FOR RESEARCH USE ONLY. NOT FOR USE IN DIAGNOSTIC PROCEDURES.

✉ [MGI-service@mgi-tech.com](mailto:MGI-service@mgi-tech.com)  
 🌐 [en.mgi-tech.com](http://en.mgi-tech.com)

